






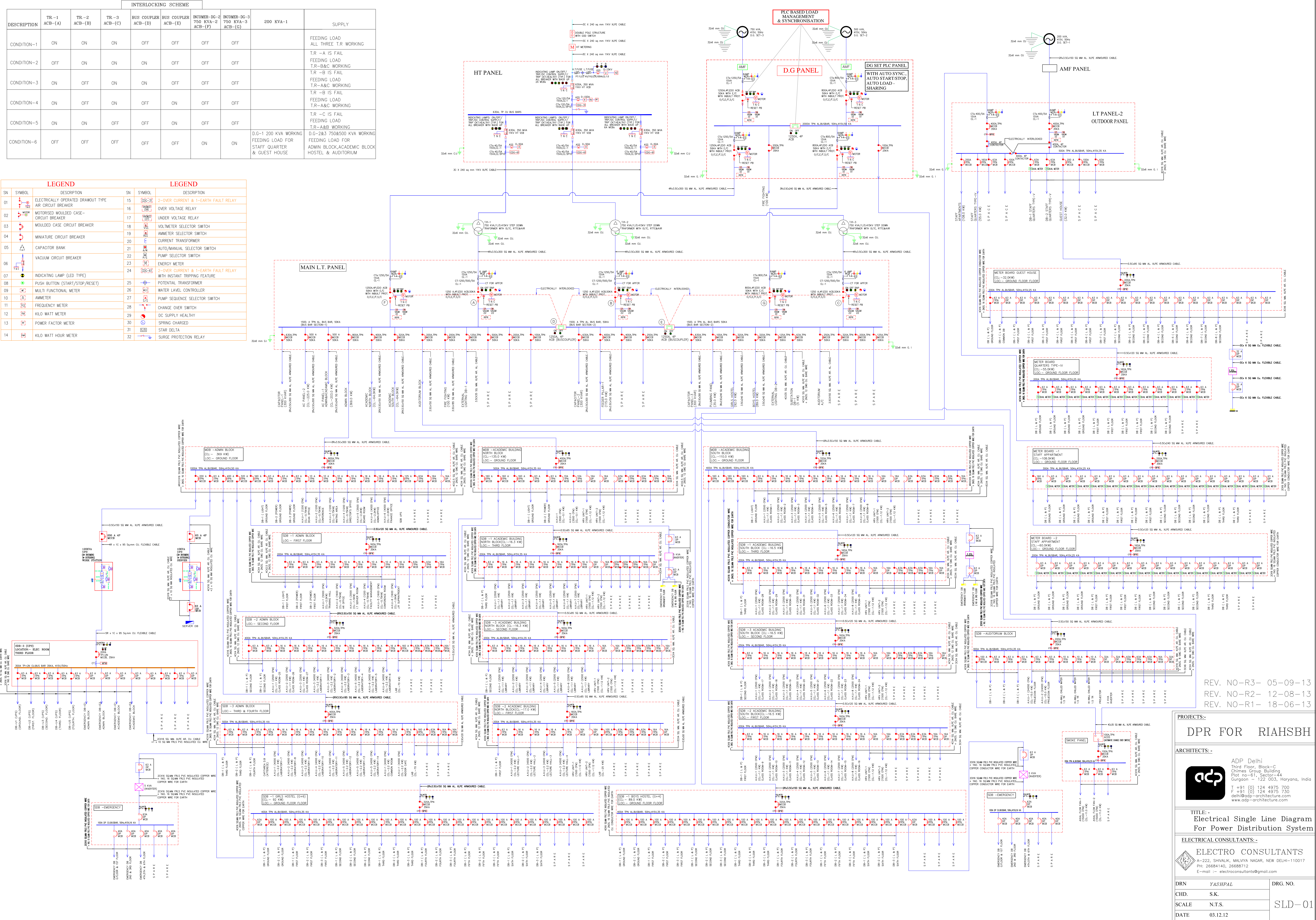
LEGEND :-		
	SPRINKLER (PENDENT)	
	SPRINKLER (UPRIGHT)	
	FLOW SWITCH	
	FIRE HOSE CABINET	
	FIRE HOSE	
FIRE HOSE STATION COMPRISING OF :		
1. 1 NO. LANDING VALVE 2. 1 NO. HOSE REEL DRAIN WITH 30mtr. 3. 2 NOS. 15mtr. LONG RRL HOSE. 4. 1 NO. BRANCH PIPE. 5. 2 NOS FIRE EXTINGUISHERS. ONE SET OF WATER STORED PRESSURE TYPE CAP - 9litrs. ONE SET OF ABC STORED PRESSURE TYPE CAP - 5 KG		
FIRE PUMP DETAILS		
TAG NO.	PUMPS DESCRIPTION	CAPACITY
		HEAD
F1	FIRE PUMP (DIESEL ENGINE)	2280 LPM
		TOTAL
F2	FIRE PUMP (ELECTRICAL SPRINKLER)	2280 LPM
		TOTAL
F3	JOCKEY PUMP	180 LPM
		TOTAL
YH YARD WROUGHT		

REV. NO.	DATE	REVISION	
PROJECT NAME: REGIONAL INSTITUTE OF ALLIED HEALTH SCIENCES BHUBANESWAR			
PROJECT TITLE SITE PLAN			
DRAWING TITLE : FIRE FIGHTING DRAWING SITE PLAN		DWG. NO. PHD-PF-SITE-0	
SCALE:-	NTS		
DRAWN BY:-	ANIL		
DESIGN BY:-	P.SONI		
CHECK BY:-	P.SONI		
DATE:-	19-08-13		
ARCHITECTS: ADP Delhi Third Floor, Block-C Chimes Group Building Plot no-61, Sector-44 Gurgaon - 122 003, Haryana, India T +91 (0) 124 4975 700 F +91 (0) 124 4975 750 delhi@adp-architecture.com www.adp-architecture.com			
CONSULTANT: SONI CONSULTANTS Planning & Fire Suppression Consultants B-2A/139, Janak Puri, New Delhi - 110058 PH- 011-25503781, 41403781 e-mail : info@soniconsultants.in Website : www.soniconsultants.in			
DRAWING RELEASED FOR: <input type="checkbox"/> APPROVAL <input type="checkbox"/> ADVANCE COPY		<input checked="" type="checkbox"/> TENDER <input type="checkbox"/> CONSTRUCTION	
ARCHITECT'S SIGN		OWNER'S SIGN	

INTERLOCKING SCHEME							
DESCRIPTION	TR-1 ACB-(A)	TR-2 ACB-(B)	TR-3 ACB-(C)	BUS COUPLER ACB-(D)	BUS COUPLER ACB-(E)	INCOMER-DG-2 750 KVA-2 ACB-(F)	INCOMER-DG-3 750 KVA-3 ACB-(G)
CONDITION-1	ON	ON	ON	OFF	OFF	OFF	OFF
CONDITION-2	OFF	ON	ON	ON	OFF	OFF	OFF
CONDITION-3	ON	OFF	ON	ON	OFF	OFF	OFF
CONDITION-4	ON	OFF	ON	OFF	ON	OFF	OFF
CONDITION-5	ON	ON	OFF	OFF	ON	OFF	OFF
CONDITION-6	OFF	OFF	OFF	OFF	OFF	ON	ON

200 KVA-1	SUPPLY
FEEDING LOAD ALL THREE T.R WORKING	
T.R - A IS FAIL FEEDING LOAD T.R-B&C WORKING	
T.R - B IS FAIL FEEDING LOAD T.R-A&C WORKING	
T.R - C IS FAIL FEEDING LOAD T.R-A&B WORKING	
D.G-2&3 750x500 KVA WORKING FEEDING LOAD FOR STAFF QUARTER & GUEST HOUSE	
D.G-2&3 750x500 KVA WORKING FEEDING LOAD FOR ADMIN BLOCK,ACADEMIC BLOCK HOSTEL & AUDITORIUM	

LEGEND			LEGEND		
SN	SYMBOL	DESCRIPTION	SN	SYMBOL	DESCRIPTION
01		ELECTRICALLY OPERATED DRAWOUT TYPE AIR CIRCUIT BREAKER	15		2-OVER CURRENT & 1-EARTH FAULT RELAY
02		MOTORISED MOULDED CASE-CIRCUIT BREAKER	16		OVER VOLTAGE RELAY
03		MOULDED CASE CIRCUIT BREAKER	17		UNDER VOLTAGE RELAY
04		MINIATURE CIRCUIT BREAKER	18		VOLTMETER SELECTOR SWITCH
05		CAPACITOR BANK	19		AMMETER SELECTOR SWITCH
06		VACUUM CIRCUIT BREAKER	20		CURRENT TRANSFORMER
07		INDICATING LAMP (LED TYPE)	21		AUTO/MANUAL SELECTOR SWITCH
08		PUSH BUTTON (START/STOP/RESET)	22		PUMP SELECTOR SWITCH
09		MULTI FUNCTIONAL METER	23		ENERGY METER
10		AMMETER	24		2-OVER CURRENT & 1-EARTH FAULT RELAY WITH INSTANT TRIPPING FEATURE
11		FREQUENCY METER	25		POTENTIAL TRANSFORMER
12		KILO WATT METER	26		WATER LEVEL CONTROLLER
13		POWER FACTOR METER	27		PUMP SEQUENCE SELECTOR SWITCH
14		KILO WATT HOUR METER	28		CHANGE OVER SWITCH
			29		DC SUPPLY HEALTHY
			30		SPRING CHARGED
			31		STAR DELTA
			32		SURGE PROTECTION RELAY



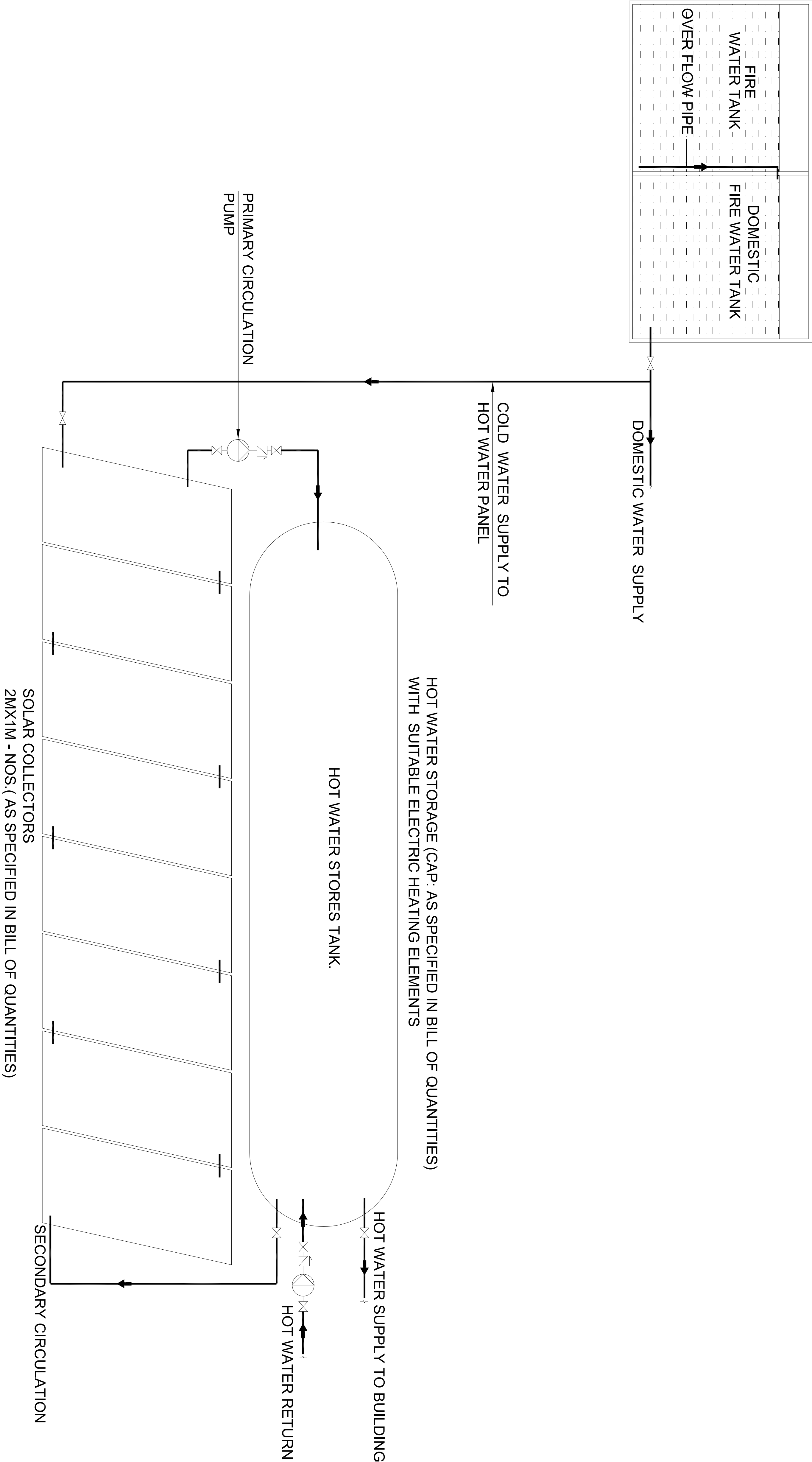
REV. NO-R3- 05-09-13
REV. NO-R2- 12-08-13
REV. NO-R1- 18-06-13

PROJECTS:-
ARCHITECTS:-
ADP Delhi
Third Floor, Block-C
Chimes Group Building
Plot no-61, Sector-44
Gurgaon - 122 003, Haryana, India
T +91 (0) 124 4975 700
F +91 (0) 124 4975 730
delhiadp-architecture.com
www.adp-architecture.com

TITLE:-
Electrical Single Line Diagram
For Power Distribution System

ELECTRICAL CONSULTANTS:-
ELECTRO CONSULTANTS
A-222, SHIVAJI, MALVIYA NAGAR, NEW DELHI-110017
PH: 26684104, 26688712
E-mail :- electroconsultants@gmail.com

DRN YASHPAL DRG. NO.
CHD. S.K.
SCALE N.T.S. SLD-01
DATE 03.12.12




REV. NO.	DATE	REVISION

PROJECT NAME:
REGIONAL INSTITUTE OF ALLIED HEALTH
SCIENCES BHUBANESWAR

PROJECT TITLE
HYBRID HOT WATER GENERATION SYSTEM
SCHEMATIC DIAGRAM

DRAWING TITLE : SCHEMATIC DIAGRAM HYBRID HOT WATER GENERATION SYSTEM		DWG NO. PHE SITE-P05
SCALE:-	NTS	
DRAWN BY:-	RAM SINGH	
DESIGN BY:-	P.SONI	
CHECK BY:-	P.SONI	
DATE:-	21-08-13	

ARCHITECTS:



ADP Delhi
Third Floor, Block-C
Chimes Group Building
Plot no-61, Sector-44
Gurgaon -- 122 003,
Haryana, India
T +91 (0) 124 4975 700
F +91 (0) 124 4975 730
delhi@adp-architecture.com
www.adp-architecture.com

CONSULTANT:



SONI CONSULTANTS
Plumbing & Fire Suppression Consultants
B-24/139, Janak Puri, New Delhi - 110058
Ph- 011-26503781, 41403781
e-mail : info@soniconsultants.in
Website : www.soniconsultants.in

DRAWING RELEASED FOR:

☐ APPROVAL

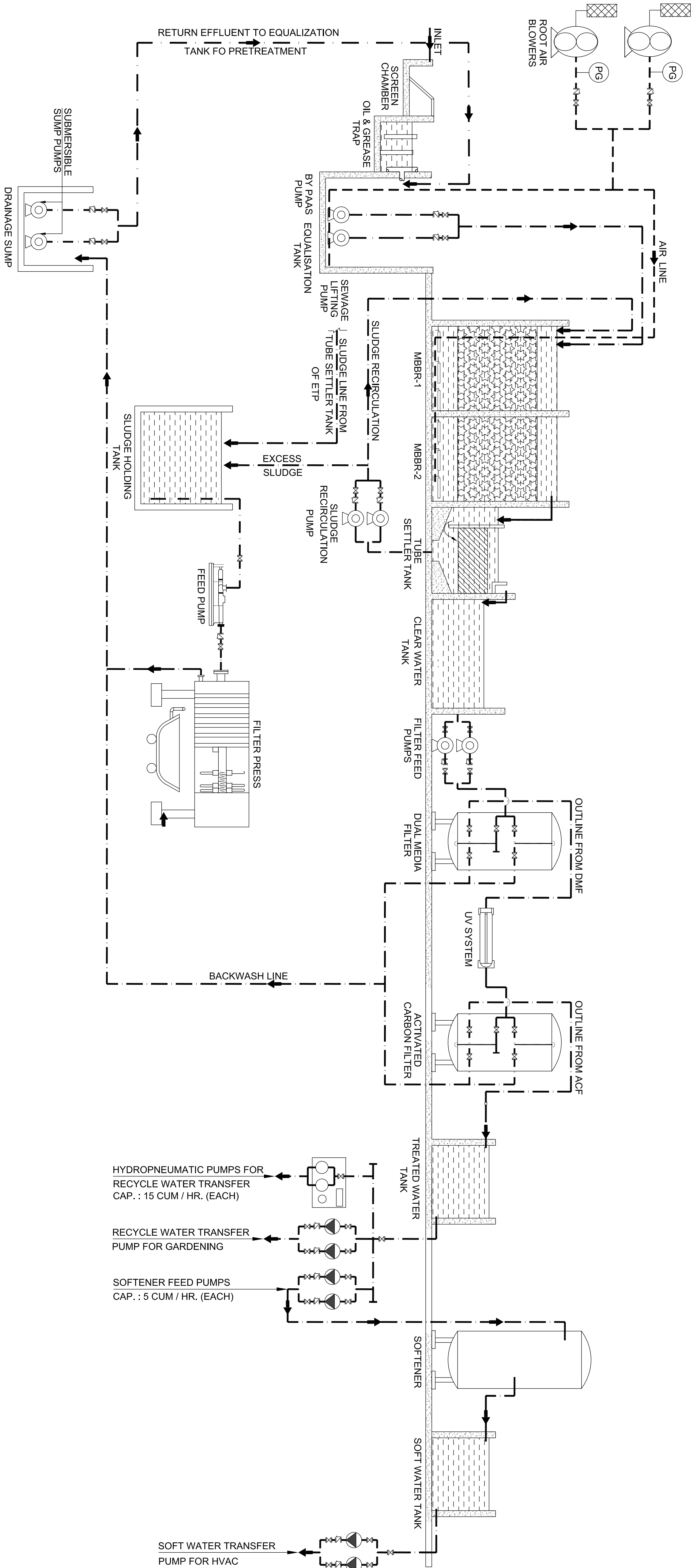
☐ TENDER

☐ ADVANCE COPY

☐ CONSTRUCTION

ARCHITECT'S SIGN

OWNER'S SIGN



S.T.P. FLOW DIAGRAM
CAPACITY : 300 KLD

--	--

--	--

REV. NO.	DATE	REVISION
----------	------	----------

PROJECT NAME:

REGIONAL INSTITUTE OF ALLIED HEALTH
SCIENCES BHUBANESWAR

DRAWING TITLE :	DWG. NO.
STP FLOW DIAGRAM	PHB-SITE-P07
CAP. : 300 KLD	

SCALE:-	N.T.S.
DRAWN BY:-	SUNIL
DESIGN BY:-	SUNIL
CHECK BY:-	P.SONI
DATE:-	31-08-13

ARCHITECTS:



ADP Delhi
Third Floor, Block-C
Chimes Group Building
Plot no-61, Sector-44
Gurgaon - 122 003,
Haryana, India
T +91 (0) 124 4975 700
F +91 (0) 124 4975 730
delhi@adp-architecture.com
www.adp-architecture.com

PHE CONSULTANT:



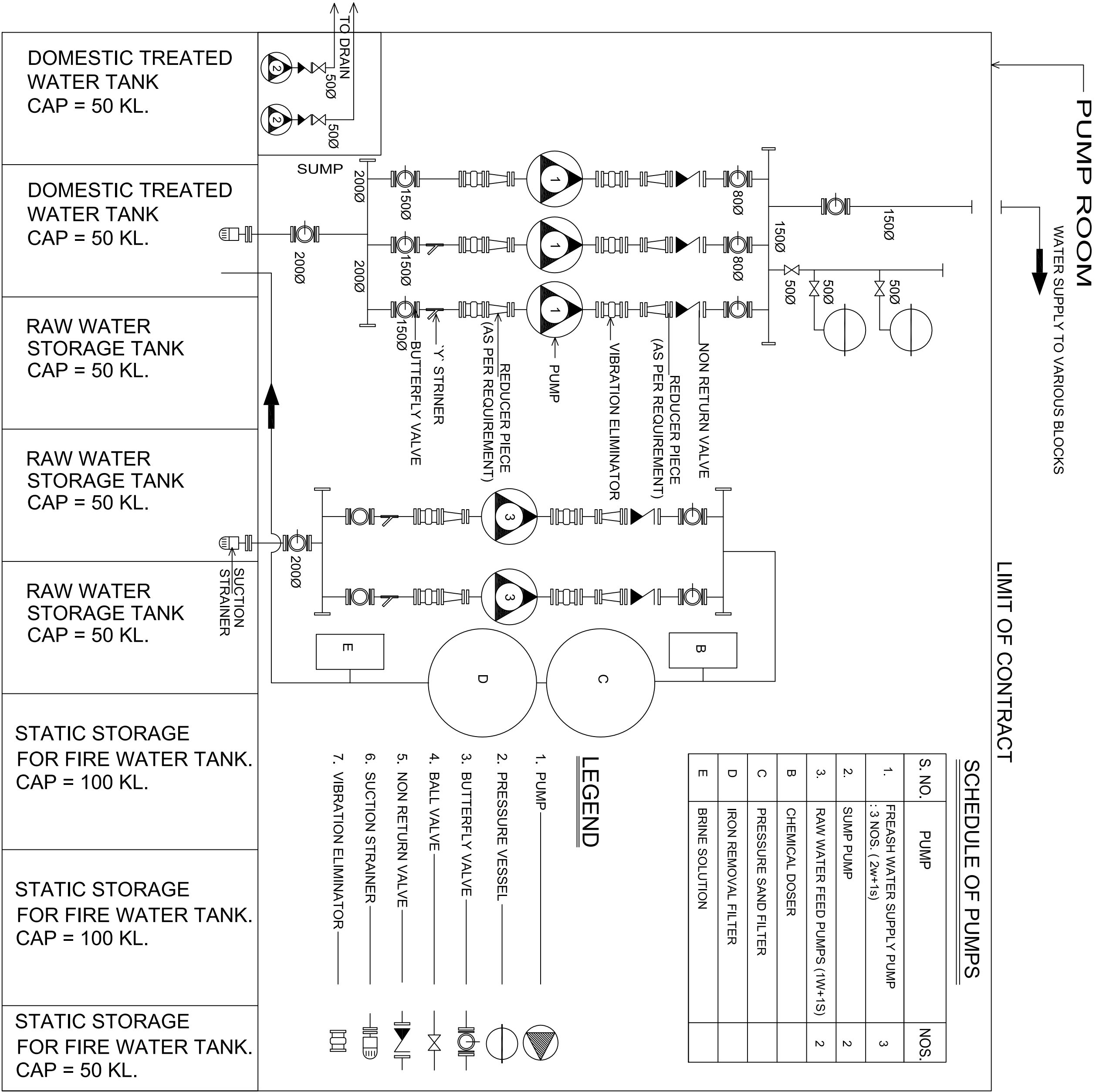
SONI CONSULTANTS
Plumbing & Fire Suppression Consultants
B-2A/139, Janak Puri, New Delhi - 110058
Ph- 011-26503761, 41403761
e-mail : info@soniconsultants.in
Website : www.soniconsultants.in

DRAWING RELEASED FOR:

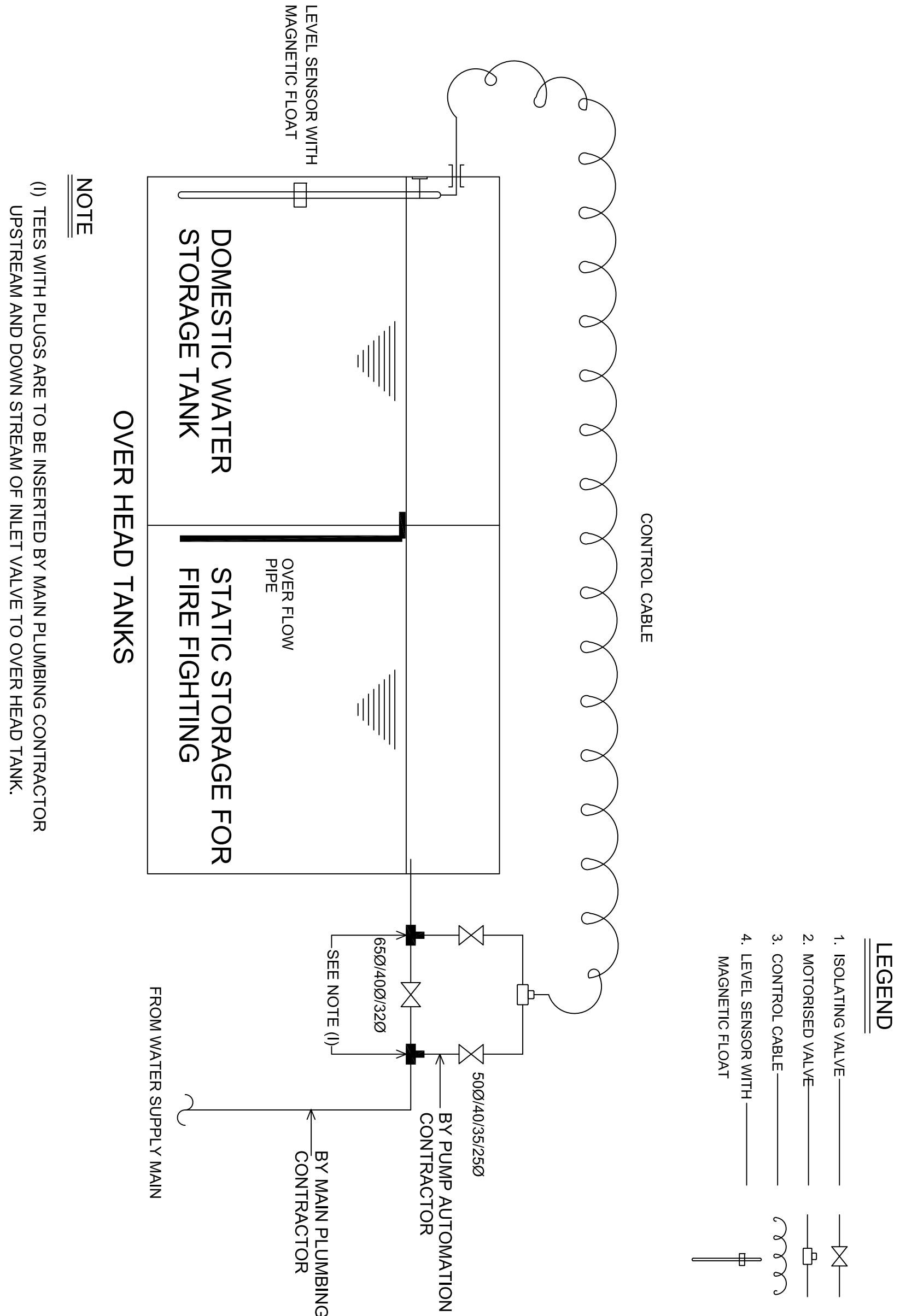
- ☐ APPROVAL
- ☐ ADVANCE COPY
- ☐ TENDER
- ☐ CONSTRUCTION

ARCHITECT'S SIGN

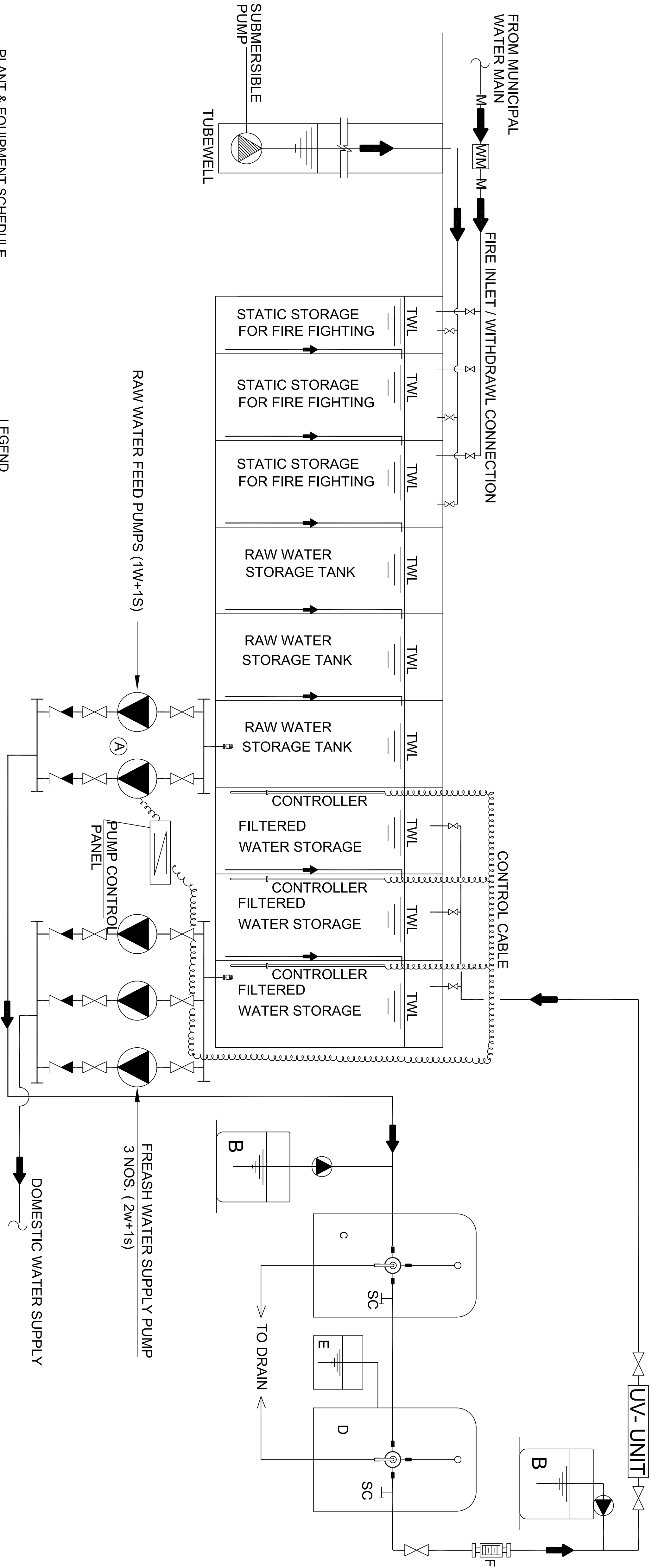
OWNER'S SIGN



UNDER GROUND TANKS AND PUMPING ARRANGEMENT



SCHEMATIC ARRANGEMENT OF WATER LEVEL CONTROLLER AT OVER HEAD TANK



PLANT & EQUIPMENT SCHEDULE	
S. NO.	EQUIPMENT
Ⓐ	RAW WATER FEED PUMPS (1W+1S)
Ⓑ	CHEMICAL DOSER
Ⓒ	PRESSURE SAND FILTER
Ⓓ	IRON REMOVAL FILTER
Ⓔ	BRINE SOLUTION
Ⓕ	ROTAMETER

LEGEND	
1. PUMP	
2. MULTIPORT VALVE	
3. SAMPLING CONNECTION	
4. ISOLATING VALVE *	
5. NON-RETURN VALVE	
6. WATER SUPPLY LINE	
7. CONTROL CABLE	
* BALL VALVE UPTO 50mm DIA AND BUTTERFLY VALVE FOR AND ABOVE 65mm DIA.	

REV. NO.	DATE	REVISION
PROJECT NAME:		
REGIONAL INSTITUTE OF ALLIED HEALTH SCIENCES BHUBANESWAR		
PROJECT TITLE		
WATER TREATMENT PLANT		
SCHEMATIC DIAGRAM		
DRAWING TITLE : SCHEMATIC DIAGRAM WATER TREATMENT PLANT		DWG. NO. PIH SITE-P06

SCALE:-	NTS	
DRAWN BY:-	RAM SINGH	
DESIGN BY:-	P.SONI	
CHECK BY:-	P.SONI	
DATE:-	21-08-13	

ARCHITECTS:

ADP Delhi

Third Floor, Block-C
Chimes Group Building
Plot no-61, Sector-44
Gurgaon - 122 003,
Haryana, India
T +91 (0) 124 4975 700
F +91 (0) 124 4975 730
delhi@adp-architecture.com
www.adp-architecture.com

CONSULTANT:

SONI CONSULTANTS

Plumbing & Fire Suppression Consultants
B-24/139, Janak Puri, New Delhi - 110058
Ph- 011-26503781, 41403781
e-mail : info@soniconsultants.in
Website : www.soniconsultants.in

DRAWING RELEASED FOR:

☐ APPROVAL

☒ TENDER

☐ ADVANCE COPY

☐ CONSTRUCTION

ARCHITECT'S SIGN

OWNER'S SIGN